




Skifte av innjusteringsventil, LK Varmefordeler RF




Ta vekk den blå hetten



Trø i ventilen. Ventilen tetter med O-ring.



Demontere ventilen. For bedre tilgjengelighet, bruk fastnøkkel. Nøkkelmål dim 25.



Sett tilbake den blå hetten.

Ferdig.



Erstatt med ny innjusteringsventil, NRF 836 48 76.